



ACCESSIBLE
TRAVEL
SOLUTIONS

XFINITY MOBILE ARENA

ACCESSIBILITY FEATURES OVERVIEW

**Prepared
DECEMBER 2025**



Table of contents

Table of contents.....	1
Executive Summary.....	2
The Basis for Sage Analysis.....	3
Xfinity Mobile Arena Accessibility Features Overview.....	4
Xfinity Mobile Arena Accessible Areas: Key Features.....	6
Parking and External routes.....	6
Entrance.....	7
Indoor.....	8
Elevator.....	9
Public bathroom.....	10
Dining area.....	11
Arena.....	12
Contact information.....	13

Executive Summary

Xfinity Mobile Arena is a major sports and entertainment venue in Philadelphia that hosts large public events and welcomes a diverse audience.

This document provides an overview of the existing accessibility features of Xfinity Mobile Arena. It is based solely on measurements and information provided by Xfinity Mobile Arena and considers the needs of individuals with mobility disabilities, visual, hearing, and neurodivergent impairments, as well as guests with allergy-related requirements.

Based on information provided by the venue, Xfinity Mobile Arena maintains a dedicated accessibility section on its website, supported by an accessibility policy, staff training, and a service-animal-friendly approach. Guests with mobility needs benefit from accessible parking, a clearly identified barrier-free entrance marked with the International Symbol of Accessibility, and automatic entrance doors with sufficient clear width. Interior circulation routes offer more than 36 inches of clear walking space, adequate turning areas, and stable, firm, slip-resistant, and level surfaces that reduce tripping hazards. Vertical access is supported by an accessible elevator equipped with grab bars and Braille, while stairs feature uniform steps and contrasted warning lines. The arena provides designated wheelchair spaces, accessible public restrooms with grab bars and adequate transfer space, drinking fountains usable from both standing and seated positions, and tables and bar section designed to accommodate wheelchair users. Additional features include signage with high contrast and Braille, assistance measures for guests with hearing impairments, allergy-handling procedures, and the availability of calming spaces.

The Basis for Sage Analysis

Analysis Based on Multiple Accessibility Standards:

- Americans with Disabilities Act (ADA) Standards
- ISO 21902:2021 Tourism and related services — Accessible tourism for all — Requirements and recommendations
- ISO 21542:2021 Building construction — Accessibility and usability of the built environment
- Sage Best Practices based on 200,000+ hours of accessible trip planning experience

The Analysis Covers the Five Main Disability Categories

- Mobility including wheelchair users, mobility scooter users, and slow walkers
- Visual including blind and low vision
- Hearing including deaf and hard of hearing
- Neurodivergent including cognitive and sensory
- Allergy and dietary



Xfinity Mobile Arena Accessibility Features Overview

Mobility:

- Available accessible outdoor parking spaces
- Barrier-free and easy to identify entrance indicated with the International Symbol of Accessibility
- Automatic entrance doors 70.5 inches wide
- Stable, firm, slip-resistant, and level ground and floor surface which does not present a tripping hazard
- Smooth transition between different floor surfaces
- Plenty of room for maneuvering in a wheelchair/scooter
- Drinking fountains suitable for both standing and seated positions
- An accessible elevator with 80 by 69 inches car, 48 inches door width, and grab bars
- Accessible public restroom with sufficient toilet transfer space, grab bars and toilets of 19 inches high
- Table of sufficient height and knee space
- Lowered bar section
- Dedicated wheelchair spaces

Visual:

- Availability of clearly positioned and well illuminated signs contrasted with their surroundings
- Key signage feature Braille
- Stable, firm, slip-resistant, and level ground and floor surface which does not present a tripping hazard and does not produce extensive glare
- Sufficient lighting level in most areas
- An accessible elevator with grab bars and Braille
- Furniture surfaces free of abrasions and sharp edges

Hearing:

- Sign language interpreter (available with advance notice)
- Staff members can communicate through writing
- Printed materials
- Video informational displays with subtitles
- Available assistive listening systems (with advance notice)

Neurodivergent:

- Clear and simple signage
- Non-glare, non-reflective floor and table surfaces
- No flickering lights within the site
- Non-distracting decorations, avoiding abstract artwork or overly bright colors
- Available calming / quiet spaces

Allergy:

- Ventilation and air conditioning systems operate properly
- Smoke - free indoor area
- Allergy-friendly customized dishes are available upon request
- A specific protocol for handling allergy-related inquiries or requests
- All staff trained about the most common allergens
- Menu notes reflecting the presence of the most common allergens
- Dedicated equipment and utensils
- Allergen-free zones
- Separate storage
- Color-coding system for utensils and cutting boards
- Strict cleaning protocols

Xfinity Mobile Arena Accessible Areas: Key Features

Parking and External routes




- 20 accessible parking spaces 162 inches wide
- Access aisle near an accessible parking space extends the full length of the accessible parking space and is clearly marked



- The clear width of the narrowest passage along the walking path is 3 feet (36 inches)
- The ground surface is stable, firm, slip-resistant and does not present a tripping hazard

Entrance



- The accessible entrance is indicated with the International Symbol of Accessibility and is easy to identify



- The door contrasts with the surrounding walls, is fully automatic and 70.5 inches wide
- The threshold is level with the floor

Indoor



- Signage is located in such a way that it is clearly visible from different directions and human positions (seated, standing), visually contrast with its surroundings, is well illuminated, and positioned in such a way that there are no reflections or glare on their surface
- Braille on key signage
- The floor surface is stable, firm, slip-resistant, does not present a tripping hazard and does not produce extensive glare
- Drinking fountains available for both standing and seated positions
- The floor and walls contrasts with the furniture
- There are specific quiet zones or areas with reduced noise levels

Elevator



- The height from the floor to the highest elevator call button is 4 feet (48 inches)
- The characters on elevator call buttons are raised and duplicated in Braille
- The clear width of the elevator door is 4 feet (48 inches)
- The elevator car width measured from side to side is 80 inches
- The elevator car depth measured from the door to the rear wall is 69 inches
- The height from the floor to the highest elevator car control button is 4' = 48 inches
- There are handrails provided inside the elevator
- There is a two-way emergency alerting device that is connected with the security personnel

Public bathroom



- The door to the accessible restroom is a swinging door type 34 inches wide without a threshold
- The door handle contrasts with the door surface, is positioned at a height of 41 inches, and can be operated with one hand without the need for tight grasping, pinching, or wrist twisting
- The height from the floor to the top of the sink counter is 34 inches, to the bottom of the sink counter is 28.5 inches




- The floor surface is stable, firm, and slip-resistant and it does not produce glare
- The toilet is equipped with fixed horizontal grab bars on the rear and side walls
- The horizontal grab bars are positioned 35 inches above the floor
- The toilet seat is at a convenient height of 19 inches
- The width of the toilet transfer space is 35 inches
- The flush controls are automatic

Dining area



- The layout of the buffet area is organized in a logical manner, simple and intuitive
- The height of a lowest food counter is 34 inches
- The pathway between the tables is 6 feet (72 inches) wide
- The height from the floor to the top of the table is 30 inches, to the underside of the table is 28.5
- The surface of the table isn't highly glossy or shiny, and is free from sharp edges or protruding elements
- The height from the floor to the lowered section of the bar stand is 34 inches

Arena




- The wayfinding information along the interior route is provided in multiple formats
- The clear width of the narrowest passage along the walking path is 6 feet (72 inches)
- The floor surface is stable, firm, slip-resistant and does not present a tripping hazard
- The width of the stair flight is 4 feet (48 inches)
- The depth of treads measured from riser to riser is from 11 to 21.5 inches
- Contrasted warning lines are located at the top of the stairs and on tread nosings
- The stairs feature handrails
- Wheelchair spaces are provided on Event Floor (Standing Room)

Contact information

ACCESSIBLE TRAVEL SOLUTIONS

 435 Hunters Creek Drive New Braunfels, TX 78132 USA

 1-888-313-6606

 contact@accessibletravelsolutions.com

 www.accessibletravelsolutions.com